

***ANP Lighting***

---

**RLM**

AND DECORATIVE PENDANT

**STYLE  
GUIDE**

---

3 WEEK  
LEAD TIME

LOW MINIMUM  
FREIGHT POLICY

MADE IN  
AMERICA



Arm - E3



Arm - E4



Arm - E6




Arm - E7




Arm - E8



Arm - E9



Arm - E10



Arm - E11



Arm - E12




Arm - E13



Arm - E18



Arm - E19



Arm - E20



Arm - E22



Arm - E23



Arm - E25



Arm - E26



Arm - E31



Arm - E33



Arm - E35



Post Mount - PM10



Post Mount - PM20



Post Mount - PM30




Post Mount - PM40



Post Mount - PM50



Post Mount - PM319



Wall Mount - WM10



Wall Mount - WM35



Wall Mount - WM40



Wall Mount - WM55



Wall Mount - WM75



Wall Mount - WM85



Wall Mount - WM318



Wall Mount - WM908



Pendant - 41PEND



**Warehouse - W5**  
8"-27" Diameter  
LED or Medium Base



**Vented Warehouse - VW5**  
8"-27" Diameter  
LED or Medium Base



**Warehouse - SBW**  
16"-20" Diameter  
LED or Medium Base



**Warehouse Flat Top - WF5**  
18"-27" Diameter  
LED or Medium Base



**Warehouse Deep - WD5**  
8"-30" Diameter  
LED or Medium Base



**Vaportite - VTSC**  
12"-14" Diameter  
LED or Medium Base



**Deep Bowl - D6**  
8"-30" Diameter  
LED or Medium Base



**Uplight - UL**  
16", 18" Diameter  
LED or Medium Base



**Bistro - BB**  
8"-18" Diameter  
LED or Medium Base



**Madison - MA**  
8"-14" Diameter  
LED or Medium Base



**Mini Wall Mount - WM1927**  
7" Diameter  
LED or Medium Base



**Mini Wall Mount - WM1928**  
7" Diameter  
LED or Medium Base



**Radial - R9**  
8"-24" Diameter  
LED or Medium Base



**School House - SH**  
12"-16" Diameter  
LED or Medium Base



**Acrylic Dome - PEOB3**  
12"-25" Diameter  
LED or Medium Base



**Retropolitan  
Contempo Barn - WDU5**  
14"-22" Diameter  
LED or Medium Base



**Retropolitan  
Euro Barn - EU8**  
14"-22" Diameter  
LED or Medium Base



**Retropolitan  
Euro Barn Slim - EU9**  
14"-22" Diameter  
LED or Medium Base



**Retropolitan  
Urban Bistro - BRU**  
14"-22" Diameter  
LED or Medium Base



**Retropolitan  
Vintage Lampshade - LSU**  
12"-22" Diameter  
LED or Medium Base



**Oversized  
Shallow Dome - OSSD**  
24"-30" Diameter  
LED or Medium Base



**Oversized  
Deep Bowl - OSD**  
30"-38" Diameter  
LED or Medium Base



**Oversized  
Uplight - OSUL**  
38" Diameter  
LED or Medium Base



**Oversized  
Oil Can - OSOC**  
20" Diameter  
LED or Medium Base



**M+D - MDA**  
12" - 24" Diameter  
LED or Medium Base



**Angle - A8**  
7"-14" Diameter  
LED or Medium Base



**Emblem - M7**  
7"-14" Diameter  
LED or Medium Base



**Orbitor - ORB216**  
12"-20" Diameter  
LED or Medium Base



**Orbitor - ORBT216**  
12", 16", 18" Diameter  
LED or Medium Base



**Satellite - SA**  
9", 19" Diameter  
LED or Medium Base



**Bell - BEL**  
8"-14" Diameter  
LED or Medium Base



**Mini Bella Vista - MBVA**  
8"-16" Diameter  
LED or Medium Base



**Mini Bella Vista - MBVB**  
8"-16" Diameter  
LED or Medium Base



**Mini Bella Vista - MBVF**  
8"-16" Diameter  
LED or Medium Base



**Milkcan - MCFT**  
8"-18" Diameter  
LED or Medium Base



**Glass Dome - PEOB22**  
12"-25" Diameter  
LED or Medium Base



**Glass Dome - PEOB25**  
12"-25" Diameter  
LED or Medium Base



**Socket Pendant - SPB**  
2" Diameter  
Medium Base



**Socket Pendant - SPC**  
2" Diameter  
Medium Base



**Socket Pendant - SPO**  
2" Diameter  
Medium Base



**Retropolitan  
Vintage Bistro - BEU**  
13"-22" Diameter  
LED or Medium Base



**Retropolitan  
Contempo Bistro - BBU**  
14"-22" Diameter  
LED or Medium Base



**Retropolitan  
Vintage Bar - VB**  
8", 16", 25" Bar length  
LED or Medium Base



**Retropolitan  
Wire Lamp - GUP**  
6", 7" Diameter  
LED or Medium Base



**Retropolitan  
Vintage Emblem - MU7**  
12"-14" Diameter  
LED or Medium Base



**M+D - MDS**  
12" - 24" Diameter  
LED or Medium Base



**M+D - MDM**  
12" - 24" Diameter  
LED or Medium Base



**M+D - MDO**  
16" - 30" Diameter  
LED



**M+D - MDW**  
16" - 30" Diameter  
LED



**Vaportite - VTW**  
3"-4" Diameter  
LED or Medium Base



**Vaportite - VTC**  
3"-4" Diameter  
Medium Base



**Vaportite - VTP**  
3"-4" Diameter  
LED or Medium Base



**Vaportite - VTSA**  
8"-10" Diameter  
LED or Medium Base



**Vaportite - VTSB**  
12"-14" Diameter  
LED or Medium Base



**Milkcan - MCT**  
8"-18" Diameter  
LED or Medium Base



**Milkcan - MCF**  
8"-18" Diameter  
LED or Medium Base



**Milkcan - MC**  
8"-18" Diameter  
LED or Medium Base



**Mini Wall Mount - WM1925**  
8" Diameter  
LED or Medium Base



**Mini Wall Mount - WM1926**  
8" Diameter  
LED or Medium Base



**Socket Pendant - SPA**  
6" Diameter  
Medium Base



**Socket Pendant - SPF**  
6" Diameter  
Medium Base



**Socket Pendant - SPM**  
6" Diameter  
Medium Base



**Socket Pendant - SPW**  
5" Diameter  
Medium Base



**Retropolitan  
Urban Warehouse - WFU5**  
14"-22" Diameter  
LED or Medium Base



**Retropolitan  
Vintage Angle - AU8**  
12"-14" Diameter  
LED or Medium Base



**Oversized  
Warehouse - OSNC**  
40" Diameter  
LED or Medium Base



**Oversized  
Deep Warehouse - OSWD**  
30" Diameter  
LED or Medium Base



**Oversized  
Angled Warehouse - OSAB**  
42" Diameter  
LED or Medium Base



**Oversized  
Deep Dome - OSDD**  
22"-38" Diameter  
LED or Medium Base

**The leader in metal shade innovation and quality  
for over 30 years. Made in the U.S.A.**

**Visit: [ANPLighting.com](http://ANPLighting.com) or Call: 800.548.3227**

**ANPLighting**

## Technical Specifications

### Construction

ANP Lighting RLM shades are constructed of heavy duty spun aluminum. Wall mounts and driver/ballast housings are casted from 356 aluminum. All fasteners are stainless steel. Our standard paint finish is a polyester powder coat, provides superior gloss, color retention and scratch resistance, and is suitable for indoor or outdoor applications. Inside of shade is a reflective white finish for all colors except the galvanized paint finish. Screw hardware is stainless steel and may not match fixture finish. Incandescent lamps not included.

### LED

ANP Lighting LED RLM fixtures are powered by Cree® LED modules. CRI is 90. 50,000 hours at L70. See specification sheets for availability of 0-10v, ELV or TRIAC dimming protocols. GU24 base available on most models.

### Certifications

Cord Mounts are UL listed for dry locations. Arm Mount, Stem Mount and Wall Mounts are UL listed for wet locations.

### Warranty

1-year limited warranty on the fixture, 5-year limited warranty on the LED module and driver. For complete ANP Lighting warranty, terms, and conditions, please reference <https://www.anplighting.com/resources/warranty-terms-and-conditions/>

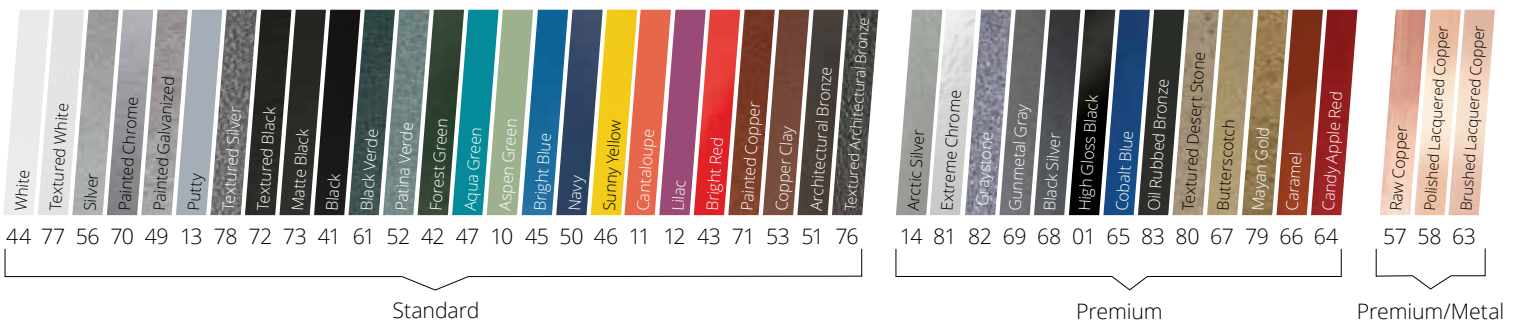
LED Wattage	CCT	Typical Luminous Flux	System Wattage	Typical Efficacy Lumens/Watt
9w	2700K	850	11w	97
9w	3000K	850	11w	97
9w	3500K	850	11w	97
9w	4000K	850	11w	97
10w	2700K	1250	12w	125
10w	3000K	1250	12w	125
10w	3500K	1250	12w	125
10w	4000K	1250	12w	125
16w	2700K	2000	19w	125
16w	3000K	2000	19w	125
16w	3500K	2000	19w	125
16w	4000K	2000	19w	125
24w	2700K	3000	28w	125
24w	3000K	3000	28w	125
24w	3500K	3000	28w	125
24w	4000K	3000	28w	125
37w	2700K	4000	43w	108
37w	3000K	4000	43w	108
37w	3500K	4000	43w	108
37w	4000K	4000	43w	108

### LED Module with Integral Driver

LED Wattage	CCT	Typical Luminous Flux	System Wattage	Typical Efficacy Lumens/Watt
12w	2700K	750	12w	65
12w	3000K	750	12w	65
12w	3500K	750	12w	65
12w	4000K	750	12w	65

## Finishes

Visit [ANPlighting.com/resources/color-finishes](https://www.anplighting.com/resources/color-finishes) for more details. Custom finishes available. Marine grade finishes are available. Colors shown may differ slightly from painted color.



**The leader in metal shade innovation and quality for over 30 years. Made in the U.S.A.** ANP Lighting is recognized as the #1 manufacturer of RLM fixtures and mountings in the industry. We are at the forefront of skillfully integrating design aesthetics, engineering excellence, and the most advanced LED technology into our extensive line of warehouse-inspired metal shade fixtures.

**Need a custom design?** Our in-house engineering team can help bring your creative vision to light. Contact your lighting representative to get started. **Need it fast?** QuickShip program delivers! Choose from a variety of products that are ready to ship in 7 business days.



**Contact Us: 800-548-3227 | 909-982-1807**

9044 Del Mar Avenue, Montclair, CA 91763

© 2023 ANP Lighting. All rights reserved. These specifications are intended for general purposes only. ANP reserves the right to change material or design, without prior notice, in a continuing effort to upgrade its products.